


# OzarkSGA Eth Tab information (con't)

The dashes and symbols above the ten space section representing the strings are for the beats or counts per measure. The dash = 1 beat or count. The & = 1/2 beat or count.



The letters here are the chord symbols | The lines here are the bar lines that make a measure


The following exercises will help you get started with the new system.

Remember it doesn't matter the order of your pedals.

Just play the raises and the lowers as they are indicated.

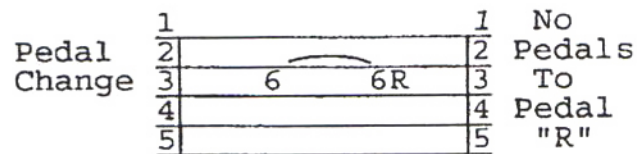
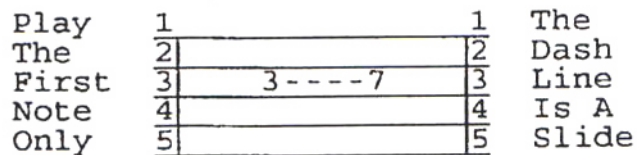
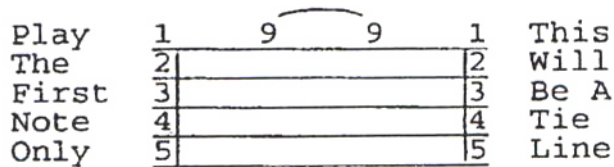
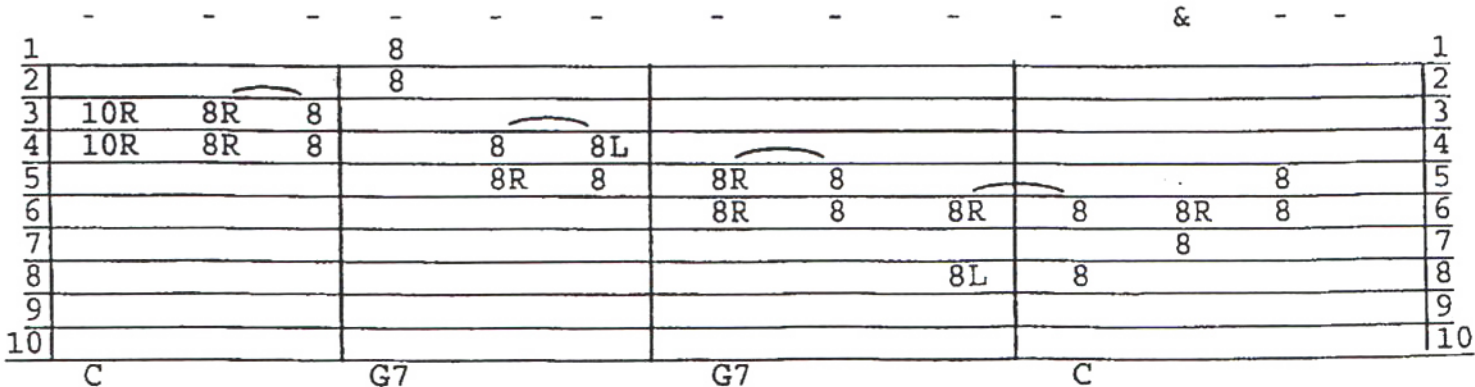
Key: C  
Time: 4/4

## Exercise # 1



Key: C  
Time: 3/4

## Exercise # 2



A small m beside a chord represents a minor chord.